



Vacuum Speed Clave-48L

Vacuum Speed Clave
Pre-Vacuum(Air Removal System)
Post-Vacuum(Dry System)



Speed Clave-28L



Vacuum Speed Clave-60L

AUTOMATIC Steam Sterilizer

Speed Clave-28L
Vacuum Speed Clave-48L
Vacuum Speed Clave-60L



Steam Sterilizer

Speed Clave-28L

Vacuum Speed Clave-48L

Vacuum Speed Clave-60L

Pre-Vacuum(Air Removal System)

Post-Vacuum(Dry System)

Pre-Vacuum(Air Removal System)

The high output power vacuum pump is established in this equipment. The system exhausts the air in the sterilization room forcibly by the power vacuum pump before the heating course is progressed. It can completely sterilize the materials because it can heat and sterilize them in the state of vacuum. So, the perfect sterilization effect can be realized.

Post-Vacuum(Dry System)

The high power vacuum pump inhales the steam in the chamber and exhales it forcibly by the pulse vacuum dry system during the drying process. We improved much better dry performance.

Vacuum Test

Vacuum speed claves have a function to judge a positive situation or negative situation in the equipment by testing air tight condition of the sterilization room on its own program. And they are designed so that sterilization process can be progressed in its best condition all the time.

Bowie-Dick Test

This is the test to check the sterilization performance in the least amount of time. It has attained complete competence in sterilizing materials when we checked the result of indicators for Bowie-Dick Test of the packed packs after sterilization. The users can test it with ease.

Bacteria Filter

It can remove 99.9% of particles to 0.3 microns from the air flowing into the sterilization chamber in the process of drying. It can also suppress invasion of bacteria in the air.

Recorder Printer

It provides all materials about sterilization pressure, sterilization temperature, sterilization time, and drying time that change during the sterilization process. In addition, it furnishes all information about the generated error messages in the order of year, month, date, and time.



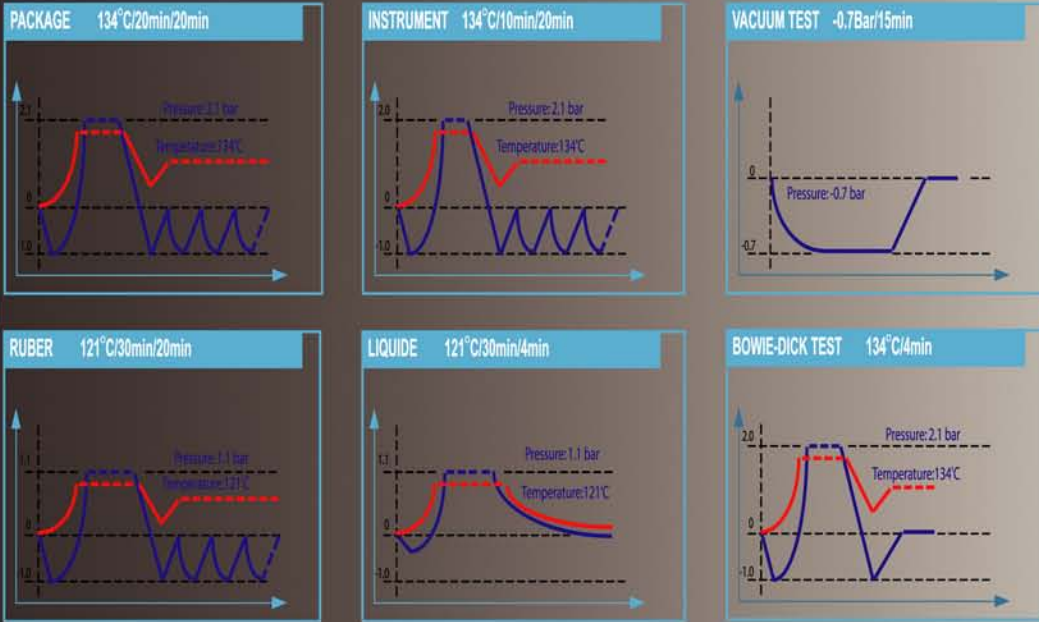
Vacuum Speed Clave-48L(48 Liter)

Vacuum Speed Clave-60L(60 Liter)



Speed Clave-28L(28 Liter)

Sterili Cycle Grahpe



Steam Sterilizer
Vacuum Speed Clave

TEMP: 25°C / 24°C
PRES: 0.00 Bar
TEMP: 134 °C W/T
STER: 20 MIN
DRY: 30 MIN
DOOR: [CLOSE]

PROCESS MONITOR DISPLAY

AUTO PROCESS

Condition Sterilize Dry End Fail

MODE SELECT

PACKAGE INSTRUMENT RUBER LIQUIDE

SPECIAL MODE

VACUUM TEST BOWIE-DICK TEST PRINTER ON/OFF

MANUAL PROGRAM **DRY PROGRAM**

SELECT UP DOWN ENTER

Check The Error Code !

Error- 1 : No enough water in the reservoir.
Error- 2 : Heater overheating.
(In all phases: 160 °C, Dry : 190 °C)
Error- 3 : Door lock problems during operation.
Error- 4 : Deviation in the sterilization temperature.(± 2°C)
Error- 5 : No enough water supply.
Error- 6 : Set time for heating has already passed.(60 min)
Error- 7 : Temperature sensor malfunction.
Error- 8 : Heater temperature sensor malfunction.
Error- 9 : Pressure sensor malfunction.
Error-10: Vacuum leakage test failure.
Error-11: Set vacuum time has already passed.
Error-12: Overheating of the chamber during the water supply process.
Error-13: The pressure in the chamber increased too much.
(2.4 Bar or above)

Grahpic Lcd Monitor

It displays various information about sterilization temperature, sterilization pressure, sterilization time, drying time, water level, error messages, etc. during sterilization operation.

Auto Process

It indicates the order of the process as follows: Condition(vacuum>water supply>heating), Sterilize(sterilization>ventilation), Dry,End,Fail(error or operation stop).

Mode Select

The package program is used to sterilize materials which are wrapped for sterilization. To sterilize them. this program was already established at sterilization temperature of 134°C, with sterilization time of 20 minutes and with a drying time of 20 minutes. The instrument program is used to sterilize metal instruments. For this, this program was already established at the sterilization temperature of 134°C, with the sterilization of 10 minutes, and with the drying time of 10 minutes. The rubber program is used to sterilize the rubber/plastic medical instruments. For this, this program was already established at the sterilization temperature of 121°C, with the sterilization time of 30 minutes, and with the drying time of 20 minutes. The liquid program is used to sterilize the materials with liquid. This program should always be used for liquid only. it was already established at the sterilization temperature of 121°C, with the sterilization time of 30 minutes, and with the cooling time of 4 minutes.

Manual Program

In this program, the users can establish the program they want. They can also set the sterilization temperature in the range of 121°C to 135°C, the sterilization time in the range of 1 minute to 60 minutes.

Dry Program

This program is for dry only. when the users want dry only, they can establish the drying time in the range of 1 minute to 60 minutes.

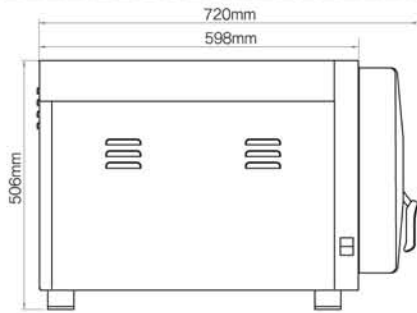
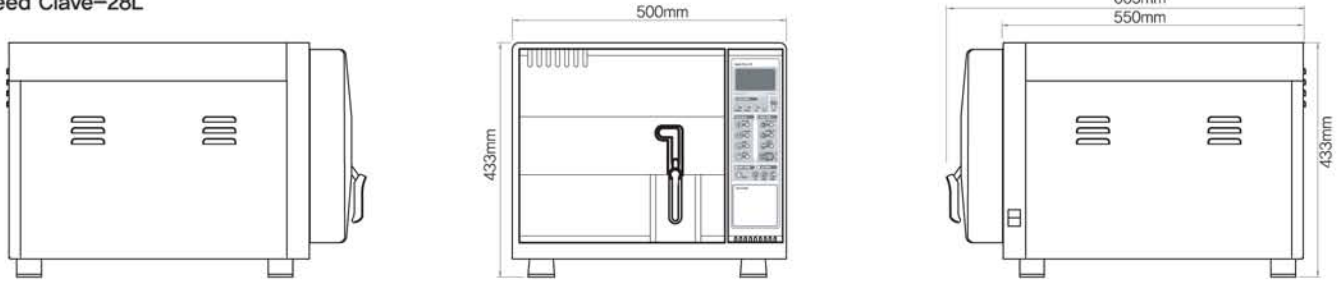
Error Code

The whole process of sterilization is automatically monitored by the microprocessor. In the sterilization process, the self test function provides the problem through Graphic Lcd Monitor about one of 13 error codes when an error occurs. Whenever an error condition occurs. alarms are sounded until the user stops the error alarm by the alarm system.

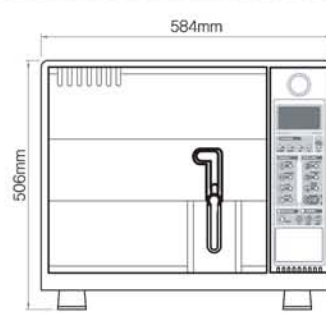
- Error- 1 : No enough water in the reservoir.
- Error- 2 : Heater over heating. (In all phases: 160 °C, Dry phase : 190 °C)
- Error- 3 : Door lock problems during operation.
- Error- 4 : Deviation in the sterilization temperature.(± 2°C)
- Error- 5 : No enough water supply.
- Error- 6 : Set time for heating has already passed.(60 min)
- Error- 7 : Temperature sensor malfunction.
- Error- 8 : Heater temperature sensor malfunction.
- Error- 9 : Pressure sensor malfunction.
- Error-10: Vacuum leakage test failure.
- Error-11: Set vacuum time has already passed.
- Error-12: Over heating of the chamber during the water supply process.
- Error-13: The pressure in the chamber increased too much. (2.4 Bar or above)

● DIMENSION

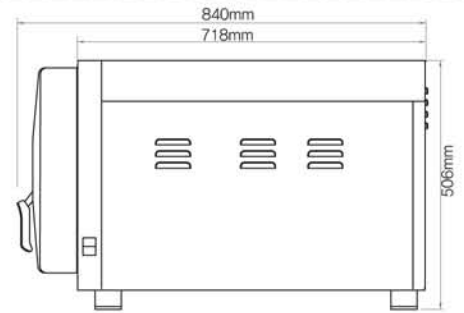
Speed Clave-28L



Vacuum Speed Clave-48L



Vacuum Speed Clave-48/60L



Vacuum Speed Clave-60L

● SPECIFICATION

MODEL	Speed Clave-28L	Vacuum Speed Clave-48L	Vacuum Speed Clave-60L	
Dimension	500(W) × 433(H) × 665(L)mm	584(W) × 506(H) × 720(L)mm	584(W) × 506(H) × 840(L)mm	
Chamber	Size	DIA)283mm × (Depth)450mm	DIA)350mm × (Depth)500mm	DIA)350mm × (Depth)620mm
	Type	Cylindrical Type	Cylindrical Type	Cylindrical Type
	Material	Stainless Steel(STS316)	Stainless Steel(STS316)	Stainless Steel(STS316)
	Capacity	28 Liter	48 Liter	60 Liter
Reservoir Capacity	5Liter	6.8Liter	7.8Liter	
Loading Tray	3 EA	1 EA	1 EA	
Source of Power	AV220V 50/60Hz ,10A	AV220V 50/60Hz ,11A	AV220V 50/60Hz ,14A	
Power Consumption	2300 W	2400 W	3100 W	
Temperature & Pressure	121'C(1.1bar) ~ 134'C(2.1bar)	121'C(1.1bar) ~ 134'C(2.1bar)	121'C(1.1bar) ~ 134'C(2.1bar)	
Air Removal	Oil-less Vacuum Pump(40RNS)	Oil-less Vacuum Pump(60RNS)	Oil-less Vacuum Pump(100RNS)	
Dry System	Dual Heater/Vacuum Dry System	Dual Heater/Vacuum Dry System	Dual Heater/Vacuum Dry System	
Control system	8BIT Micro Processor	8BIT Micro Processor	8BIT Micro Processor	
Display Type	Graphic LCD Display	Graphic LCD Display	Graphic LCD Display	
Net Weight	69.0 kg	82.0 kg	95.0 kg	

● ACCESSORIES(OPTION)

CART(28L)	500(W) × 600(L) × 820(H)mm
CART(48L)	600(W) × 570(L) × 830(H)mm
CART(60L)	600(W) × 750(L) × 830(H)mm
PRINTER	Dot Printer

 **Person Medical**

2Fl.693-22, Geumjeong-dong, Gunpo-si
Gyeonggi-do, Korea
TEL: 82-31-459-7152~3
FAX: 82-31-459-7156
E-mail: personmedi@personmedi.co.kr

